


# POS-100-C series

100W Switching Power Supply (CV)



POS-100-5-C, POS-100-12-C

POS-100-24-C



## ■ Features:

- Constant voltage design
- Universal AC input range
- Protections: Short circuit / Overload / Over voltage
- Cooling by free air convection



## © ELECTRICAL SPECIFICATION

MODEL	POS-100-5-C	POS-100-12-C	POS-100-24-C
<b>OUTPUT</b>			
<b>Rated Voltage</b>	5V	12V	24V
<b>Voltage Adjustment</b>	4.5 ÷ 4.5V	10.0 ÷ 13.5V	21.5 ÷ 26.5V
<b>Rated Current</b>	18A	8.5A	4.5A
<b>Current Range</b>	0 ÷ 18A	0 ÷ 8.5A	0 ÷ 4.5A
<b>Rated Power</b>	90W	102W	108W
<b>Line Regulation</b>	± 1%	± 1%	± 0.5%
<b>Load Regulation</b>	± 1%	± 1%	± 0.5%
<b>Voltage Tolerance [3]</b>	± 1%	± 1%	± 1%
<b>Ripple &amp; Noise (max.) [2]</b>	100mV <sub>p-p</sub>	150mV <sub>p-p</sub>	350mV <sub>p-p</sub>
<b>Setup, Rise Time, at full load [4]</b>	500ms, 30ms / 230VAC		2000ms, 40ms / 230VAC
<b>Hold up Time (typ.)</b>	30ms / 230VAC at full load		
<b>INPUT</b>			
<b>Voltage Range</b>	90 ÷ 264VAC		
<b>Frequency Range</b>	47 ÷ 63Hz		
<b>Power Factor (typ.)</b>	PF > 0.6 / 230VAC at full load		
<b>Efficiency (typ.)</b>	86%	88%	87%
<b>AC current (typ.)</b>	1.2A / 230VAC		
<b>Inrush current (max.)</b>	50A / 230VAC(25°C)		
<b>No Load Power Consumption (max.)</b>	0.3W	0.3W	0.4W
<b>PROTECTIONS</b>			
<b>Over Current</b>	Range: 110 ÷ 150% Type: hiccup mode. Recovers automatically after fault condition is removed.		
<b>Short Circuit</b>	Type: hiccup mode. Recovers automatically after fault condition is removed.		
<b>Over Voltage</b>	Range: 120 ÷ 145% Type: shut down output voltage. Recovers automatically after fault condition is removed.		
<b>WORKING ENVIRONMENT</b>			
<b>Working Temperature</b>	-20°C ÷ +70°C		
<b>Working Humidity</b>	20 ÷ 90% RH non-condensing		
<b>Storage Temperature and Humidity</b>	-20°C ÷ +90°C, 10 ÷ 95% RH non-condensing		

# POS-100-C series

100W Switching Power Supply (CV)



## SAFETY AND EMC REGULATIONS

<b>Safety Standards</b>	Compliance to EN60950-1
<b>Withstand Voltage</b>	IN/OUT: 1.5kVAC; IN/GND: 1.5kVAC; OUT/GND: 500VAC
<b>EMC Emission</b>	Compliance to EN55032, EN61000-3-2, EN61000-3-3
<b>EMC Immunity</b>	Compliance to EN55024

## OTHERS

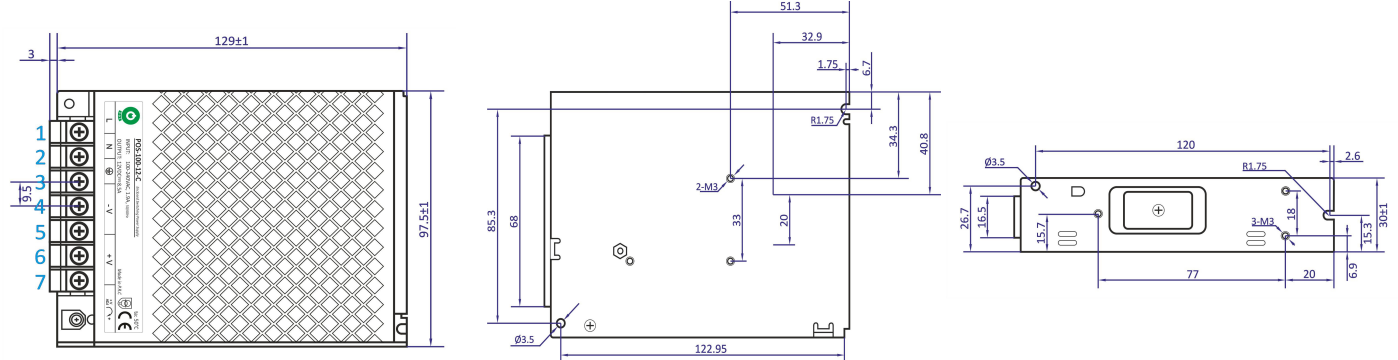
<b>Dimensions</b>	129 x 97.5 x 30mm (L x W x H)
<b>Weight</b>	5V, 12V: 0.38kg; 40pcs./ctn; ctn weight and dimensions: 15kg; 39 x 29.8 x 22.8cm 24V: 0.3kg; 48pcs./ctn; ctn weight and dimensions: 16.5kg; 44 x 30 x 21cm

**EAN Code**

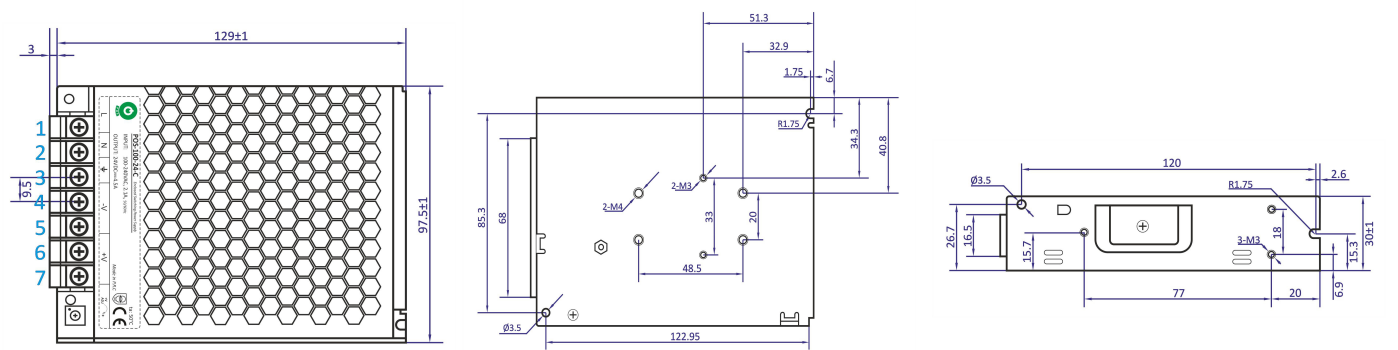
1. All parameters NOT specially mentioned are measured at 230VAC input, rated load and 25°C of ambient temperature.
2. Ripple & noise are measured at 20MHz of bandwidth by using a 12" twisted pair-wire terminated with a 0.1µF i 47µF parallel capacitor.
3. Tolerance includes set up tolerance, line regulation and load regulation.
4. Setup and rise time is measured from 0 to 90% rated output voltage.
5. Power supply is considered as component not indented to apply by end-user. Power supply meets safety and EMC standards however the final equipment with power supply must be re-quality to comply with EMC Directives.

## MECHANICAL SPECIFICATION

### POS-100-5-C, POS-100-12-C



### POS-100-24-C



# POS-100-C series

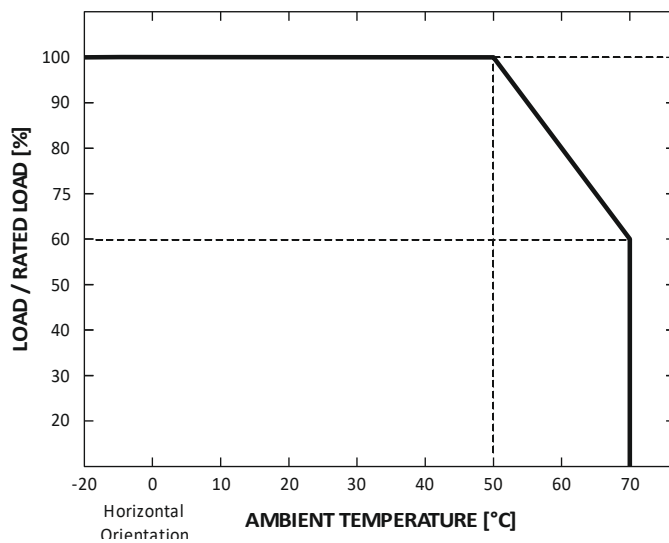
100W Switching Power Supply (CV)



## PIN ASSIGNMENT

No.	Assignment	No.	Assignment
1	Input: AC/N	4,5	Output: U <sub>OUT-</sub>
2	Input: AC/L	6,7	Output: U <sub>OUT+</sub>
3	GND	SVR2, RV1	Output voltage adjustment

## ⊗ DERATING CURVE



## ⊗ STATIC CHARACTERISTIC

